

Strong CLIP attack

 Wilko_SLO

[VIEW IN BROWSER](#)

updated 9. 7. 2022 | published 1. 7. 2022

Summary

Usefull for bags or places where you need strong grab.



1.16 hrs



1 pcs



0.30 mm



0.40 mm



PET



22 g



Prusa
MK3S/S+ &
MMU2S

[Household](#) > [Kitchen](#)

Tags: [clip](#) [printed](#) [strong](#)

Print with PETG, without support Z=0,3 20%infill

! Print Spring with 100% infill !

Simple to build together, but only one way is easy way. :)

Best Makers Comments:



Rokyson



It solved a "cereal" problem 😂
Thanks for amazing print! 🙌



Tsd052988!



A fantastically strong clip!
Printed in PETG with a 0.4mm nozzle at 0.3mm layer height.
Printed the springs with 100% infill and the clips with 25% infill.





eambos




The name is accurate! Great grip on this one.

How to put together:










W

Model files



clip-second-part.stl



clip-first-part.stl



spring.stl

Print files



petg_strong-clip_03mm_1h9m.gcode

🌀 PET 🌀 0.40 mm 📏 0.30 mm ⌚ 1.16 hrs ⚖️ 22 g

🖨️ Prusa MK3S/S+ & MMU2S

License ©



This work is licensed under a
[Creative Commons \(4.0 International License\)](https://creativecommons.org/licenses/by-nc-nd/4.0/)

Attribution—Noncommercial—No Derivatives

- ✖ | Sharing without ATTRIBUTION
- ✖ | Remix Culture allowed
- ✖ | Commercial Use
- ✖ | Free Cultural Works
- ✖ | Meets Open Definition

