



Mario Star Christmas Tree Topper



Don P

[VIEW IN BROWSER](#)

updated 9. 12. 2024 | published 9. 12. 2024

Summary

This remix fills in the holes intended for the wiring and switch, if you only have a simple USB powered LED strip.

[Seasonal designs](#) > [Winter & Christmas & New Year's](#)

Tags: [christmas](#) [mario](#) [star](#) [tree](#)


This is a remix of the [Mario Star Christmas Tree Topper](#) that has the additional wiring holes filled in. Grab the files from [Printables](#) or [Github](#) and enjoy!

Everything printed fine in PLA at 0.2mm layers with 3 walls. I had to scale it all to 94% to fit on my Mk4 build plate.

The square hole variant is to make it print easier without supports. One minor drawback is that not many plugs can fit through the small square hole (but if you slide the LED strip in through the bottom after attaching the base, it works out well).

OpenSCAD file included as well, if you want to hack it further!

This remix is based on



Mario Star Christmas Tree topper

by Tom

Model files



original

7 files



box.stl

☐ copy of the original.



right-eye-white.stl

☐ copy of the original



right-eye-black.stl

☐ copy of the original



left-eye-black.stl

☐ copy of the original




star-with-eye-cutouts.stl

☐ copy of the original




left-eye-white.stl

☐ copy of the original



base.stl

❏ copy of the original



box-filled.stl

❏ remix: box with wiring holes filled



box-filled-square.stl

❏ remix: box with wiring holes filled and square hole for easier printing



base-square.stl

❏ remix: base to go along with the square hole variant of the box

remix.scad

❏ source for modifying the original STL

License ©

This work is licensed under a
GNU



General Public License v3.0

- ✗ | Sharing without ATTRIBUTION
- ✓ | Remix Culture allowed
- ✓ | Commercial Use
- ✓ | Meets Open Definition
- i | Share under the same license